

Change the presenter webcam layout on the video bridge

Change the webcam layout to display more presenters during the Live event. By default, the Single Speaker layout is selected and displays the active talker to the audience. You can change this layout before the event begins and switch layouts any time during the Live event. To learn more about presenter webcam layouts, see [About presenter webcam layouts](#).

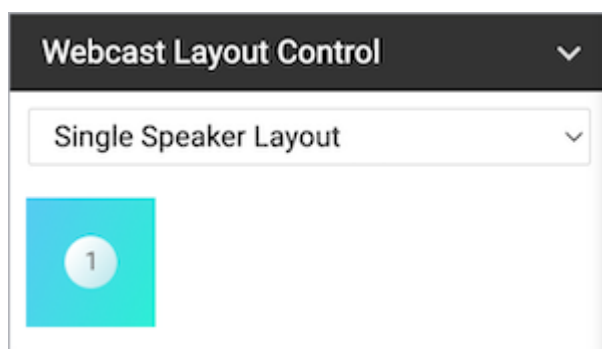
By default, Voice Activated Camera Switching is turned on and displays the active speaker (and recent speakers when using the Grid or Filmstrip layout). To display specific presenter webcams to the audience, see [Pin presenter webcams on the video bridge](#).

Note: Only moderators can change the presenter webcam layout. To allow a presenter to change the webcam layout, promote them to a moderator.

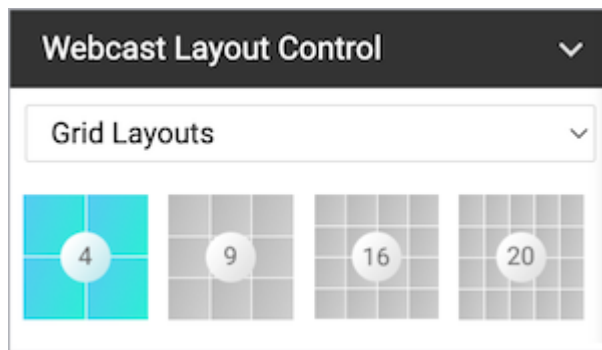
To change the presenter webcam layout:

1. In the Live Studio, under the presenter list, click **Webcast Layout Control**.
2. Select the number of presenter webcams you want to display. For:

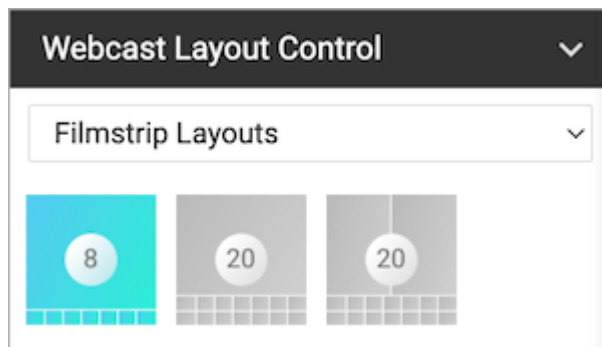
- Single Speaker layout, one presenter is already selected.



- Grid layouts, you can select a 2x2, 3x3, 4x4, or 5x4 grid.



- Filmstrip layouts, you can show up to 8 presenters with one presenter highlighted in a large frame or 20 presenters with one or two presenters highlighted.



- Optional. Select **Display Video Presenter Names** to show the names of presenters at the bottom of their webcams. Display Audio Presenters Names and Voice Activated Camera Switching are turned on by default.

☒ Display Video Presenter Names
☒ Display Audio Presenter Names
☒ Voice Activated Camera Switching

Cancel
Apply

- Click **Apply**.

Revision #6

Created 2 May 2022 19:28:28 by Chantal

Updated 18 August 2022 21:54:54 by Ellen